

# A Few of Our Favourite (Mac Admin) Things



**Armin Briegel**  
@scriptingosx



**Rob Potvin**  
@motionbug



[scriptingosx.com/favorite-things](http://scriptingosx.com/favorite-things)



Solutions and plug-ins for Jamf's  
ecosystem of products built by Jamfs.

# Jamf Concepts

IMPROVE JAMF PRO INTERFACE

# Jamf Extender

- Smart Group
  - quickly show members
  - show where used
- Policies
  - warnings, show scope
- Profiles
  - show payloads, scope, completed
- Jamf Security Cloud, Jamf Protect
- MUT file upload/download

The screenshot shows the Jamf Pro web interface for macOS Configuration Profiles. The browser address bar indicates the URL: arminbriegel.jamfcloud.com/OSXConfigurationProfiles.html. The interface features a sidebar with navigation options: Computers, Inventory, Search inventory, Search volume content, Licensed software, Content management, Policies, Configuration profiles (highlighted), Software updates, Restricted software, Mac apps, and Patch management. The main content area is titled 'Computers Configuration profiles' and shows a table of profiles. The table has columns for NAME, LOGS, COMPLETED, PENDING, FAILED, and SCOPE. A 'Login Window' profile is expanded, showing its payloads: Custom Settings (MCX), Login Window: Global Preferences, Screen Saver (Login Window: Screen Saver Preferences), Login Window, Login Window: Scripts, and Login Window: Setup Assistant. A tooltip for the 'Login Window' profile shows its scope: 'Setup Manager Finished' for 1 device, specifically 'MacBook-GF3EBQ' with ID 'FVFGF3EBQ05P'. The table also shows other profiles like 'FileVault' and 'JamfCE - Entra - SSO'.



JAMF PRO API SIMPLIFIED

# jamf-cli

Secure Credentials

Endpoint calls

Jamf Pro

Jamf Protect

Jamf Platform



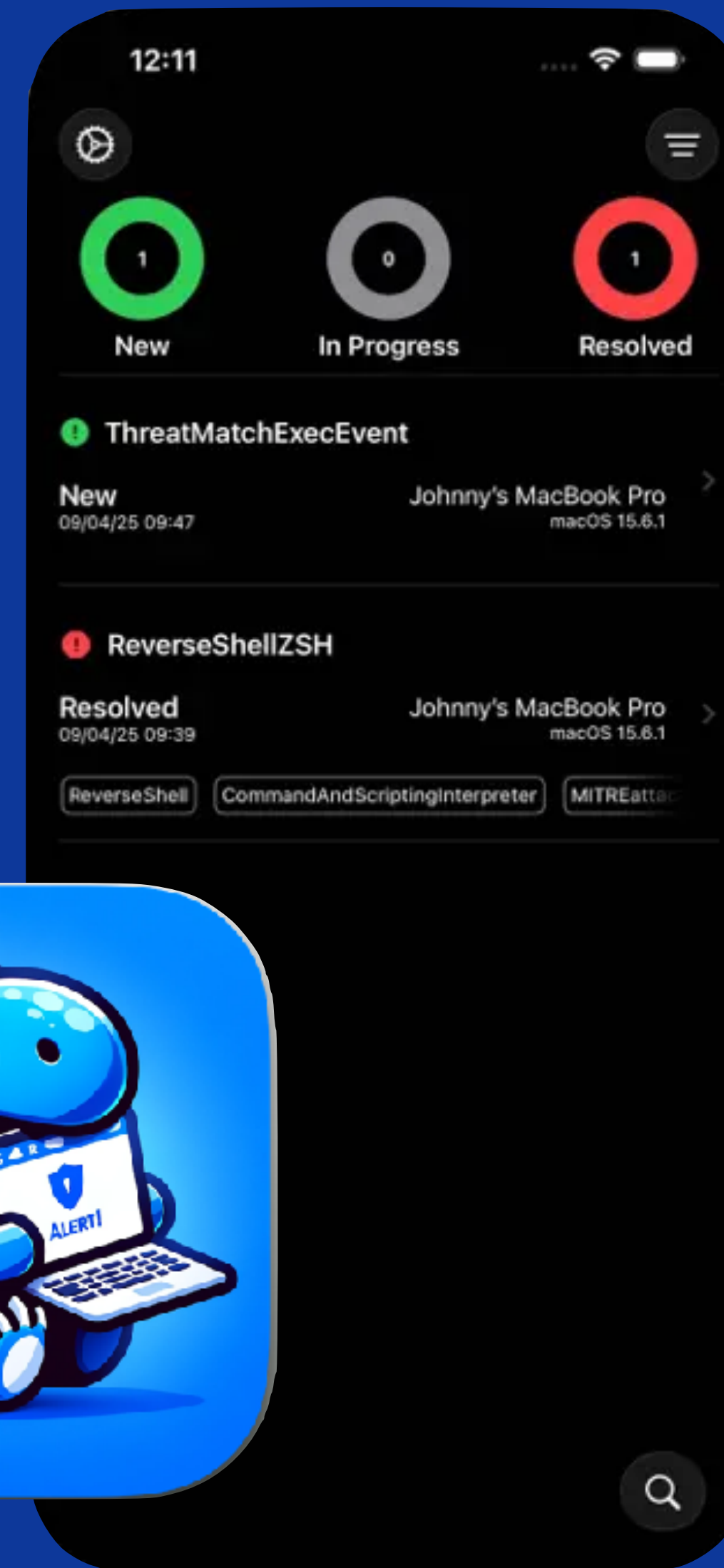
JAMF SECURITY ORCHESTRATION, AUTOMATION AND RESPONSE ON THE GO!

# remediaSOAR

Streamlined way to:

- View
- Filter
- Flag

all macOS security alerts



ENROLLMENT AND FIRST LOGIN

## Setup Manager



## Setup Checklist beta



ENROLLMENT

# Setup Manager





Welcome!

Please be patient while Setup Manager configures your new MacBook Air.



### MacBook Air

M2, 2022

Chip Apple M2  
 Memory 16 GB  
 Disk Storage 494,38 GB  
 Serial number NCC-1701D


macOS Tahoe 26.0.0

Network ●  
 Download Speed 562,6 Mbps  
 Estimated download time for 1 GB is 17sec

Elapsed time 1 min, 3 sec

Setup Manager  
 Copyright © 2023-2025 Jamf  
 All rights reserved

[About this Mac...](#)



Company Portal



Microsoft Teams



Jamf Protect



Check-in

Finishing...

Powered by Jamf



Welcome!

Please be patient while Setup Manager configures your new MacBook Air.

Jamf Connect

Company Portal

Microsoft Teams

Jamf Protect

Finished – Enjoy your MacBook Air!

[About this Mac...](#)

Continue

**NETWORK**

Wi-Fi

IPv4  
192.168.1.159

IPv6  
fe80::c5c:cea7:aff1:37dc%en0  
2a02:8424:a460:6a01:103c:6da6:9d3:270e  
2a02:8424:a460:6a01:78ae:e038:e1f6:25a3

---

**BANDWIDTH**

Download Speed 562,6 Mbps  
Upload Speed 44,2 Mbps

Estimated download time for 1 GB is 17sec

---

**NETWORK RELAY**

✔ HTTP3/QUIC    ✔ HTTP2

---

**CONNECTIVITY**

✔ Intranet Maps  
map.wandera.com 443 tcp

✔ Scripting OS X  
scriptingosx.com 443 tcp

✔ macadmins.news 443 tcp

MODERN DEPLOYMENT TOOL

# Setup Manager Benefits

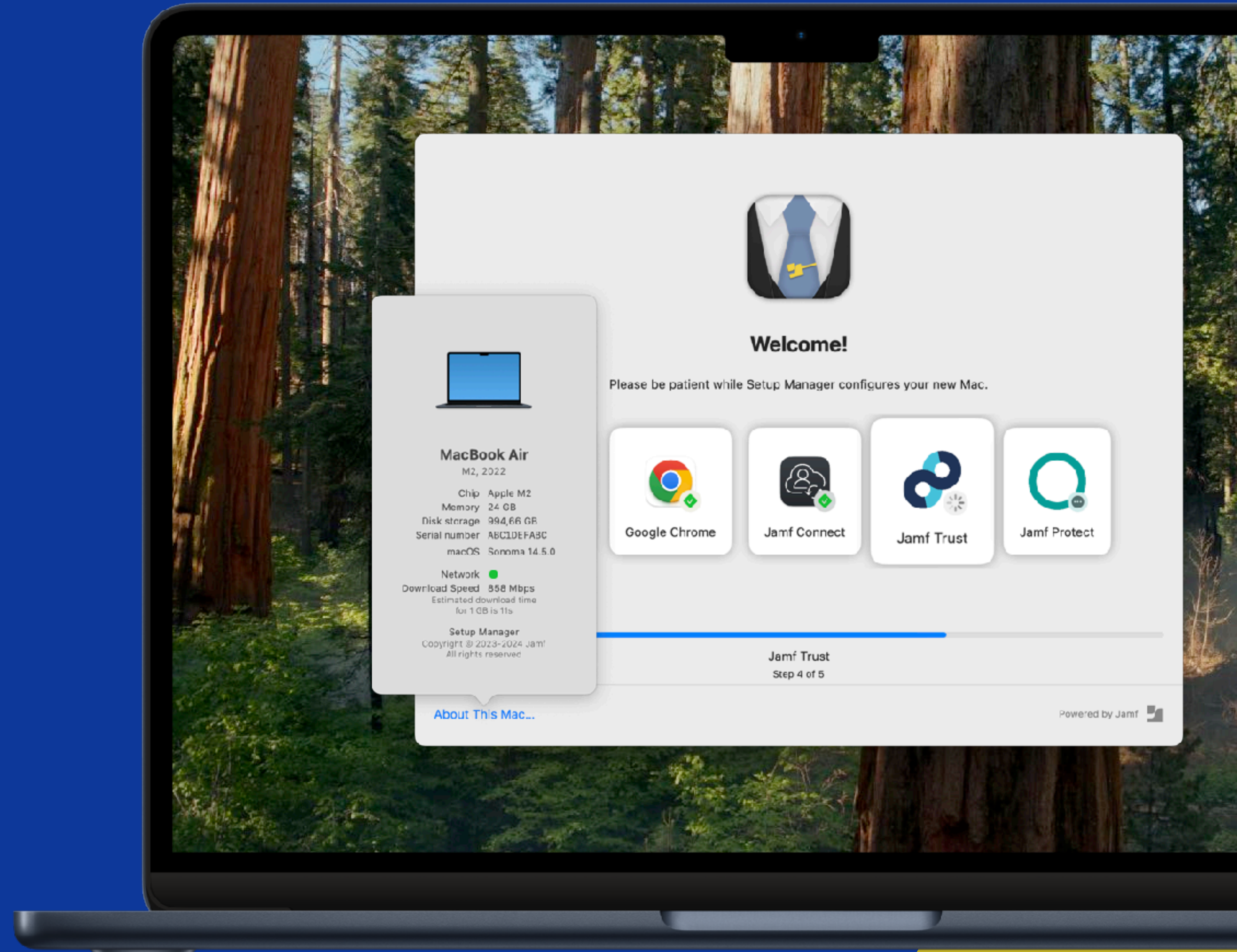
Streamlined Deployment

Customizable Workflows

Simplified Management

Increased Service Opportunities

Compliance Assurance



INTERNATIONAL

# Setup Manager Localizations

 English

 Norwegian

 Dutch

 Polish

 French

 Portuguese

 German

 Spanish

 Hebrew

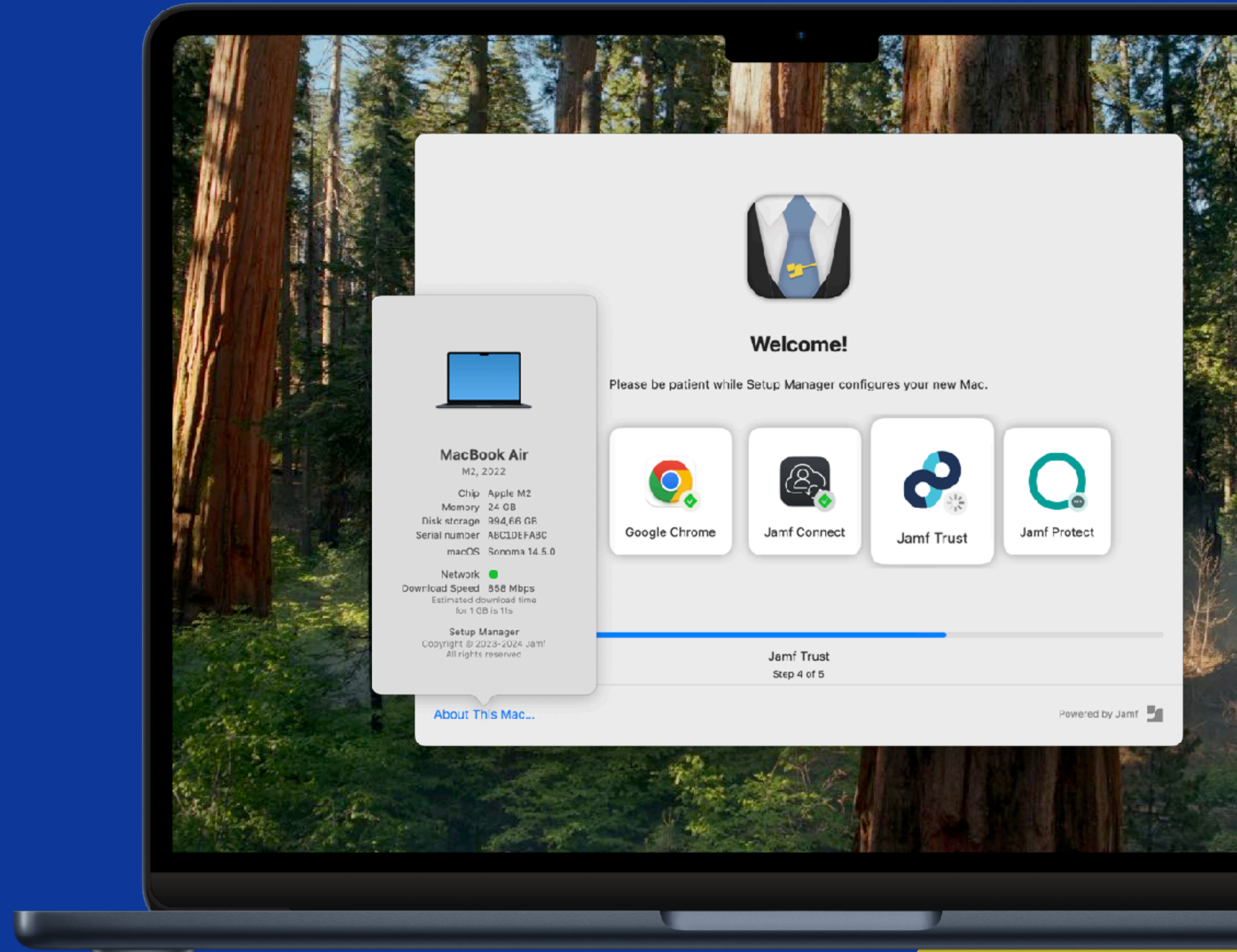
 Swedish

 Italian

 Turkish

Custom text localization in profile

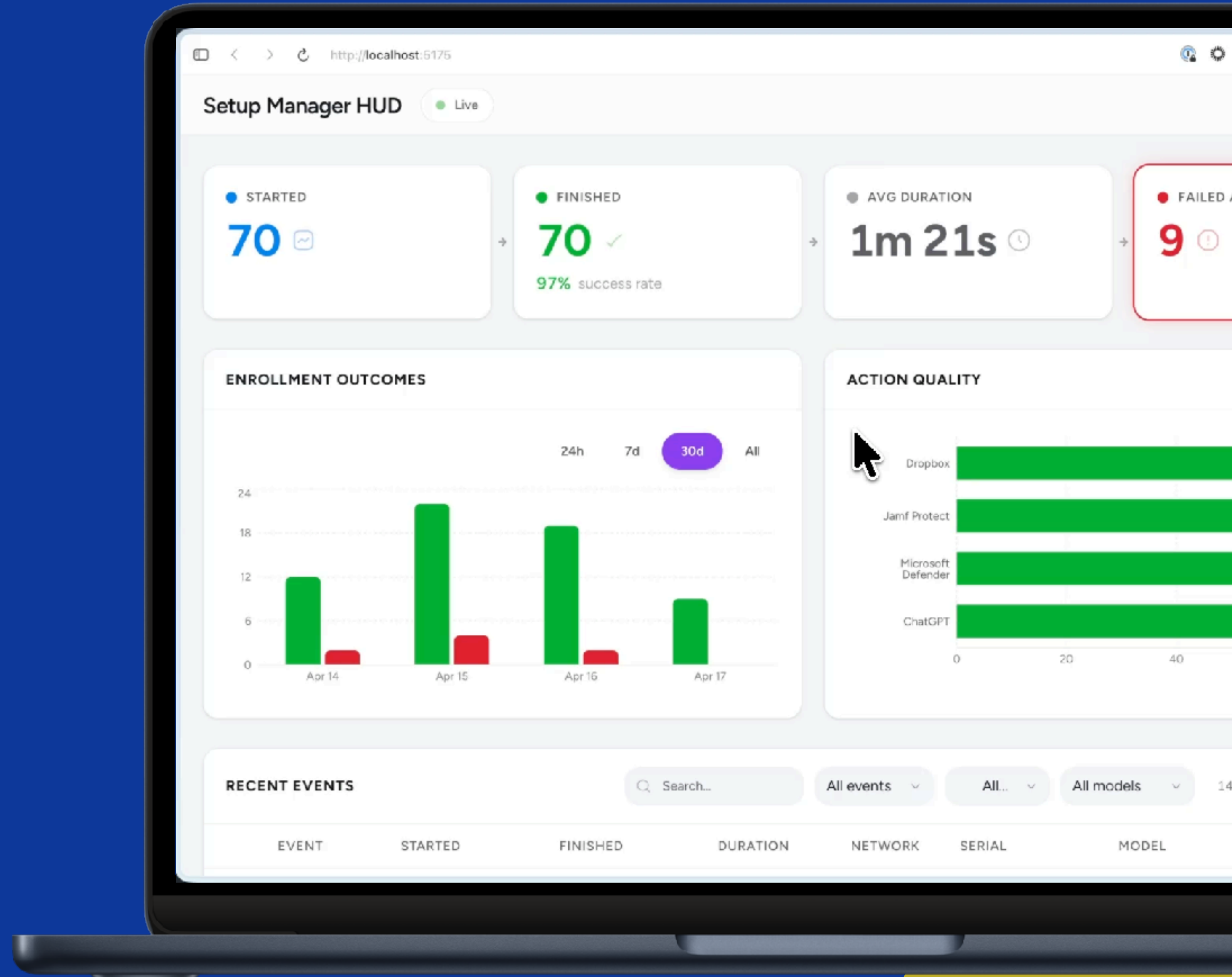
 Mac Admins Europe

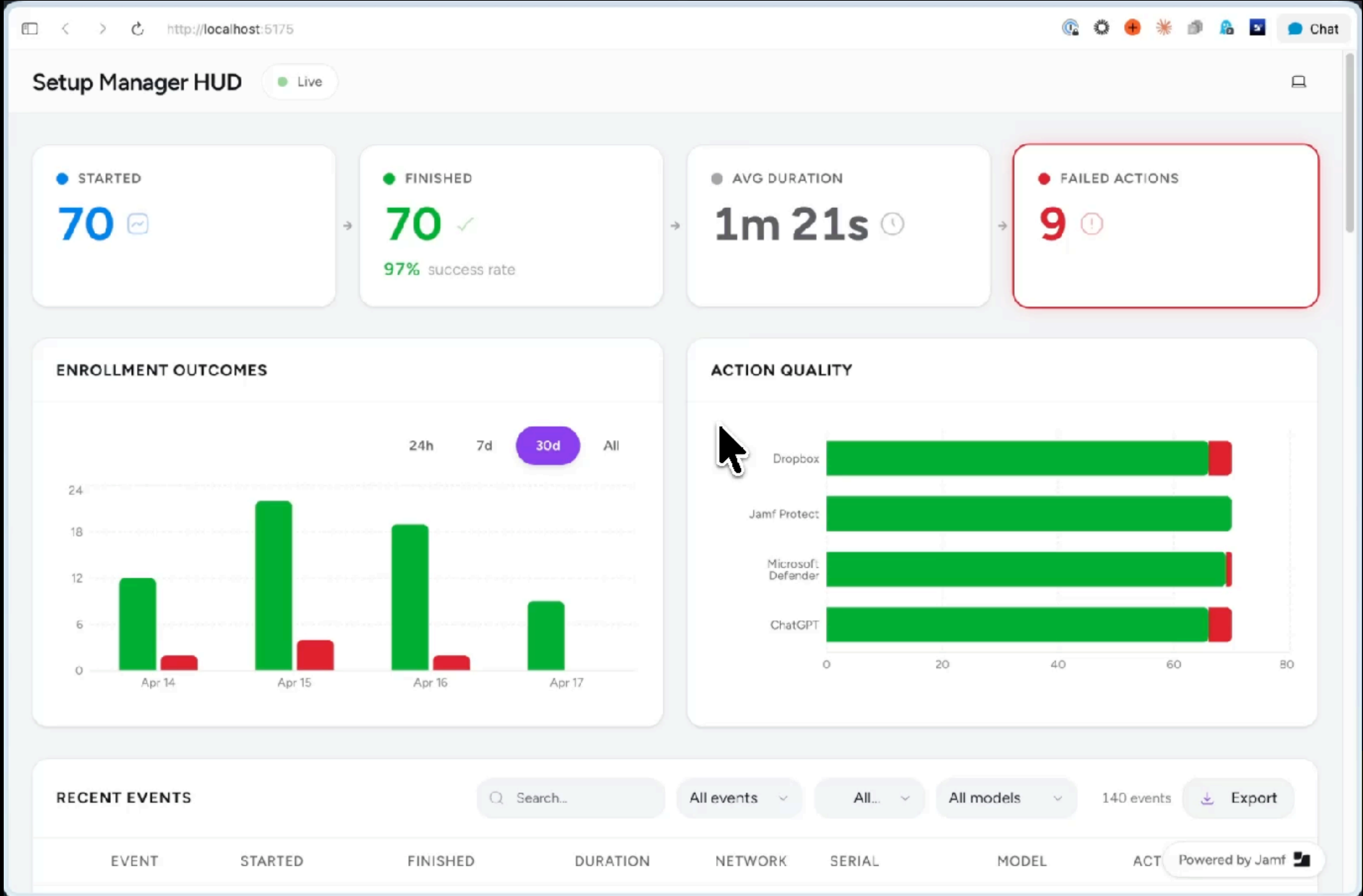


## DEPLOYMENT DASHBOARD

# Setup Manager HUD

- Shows enrollments in real-time
- Tracks KPIs
- Displays event details
- Charts trends
- Filters and searches
- Speed of your deployments





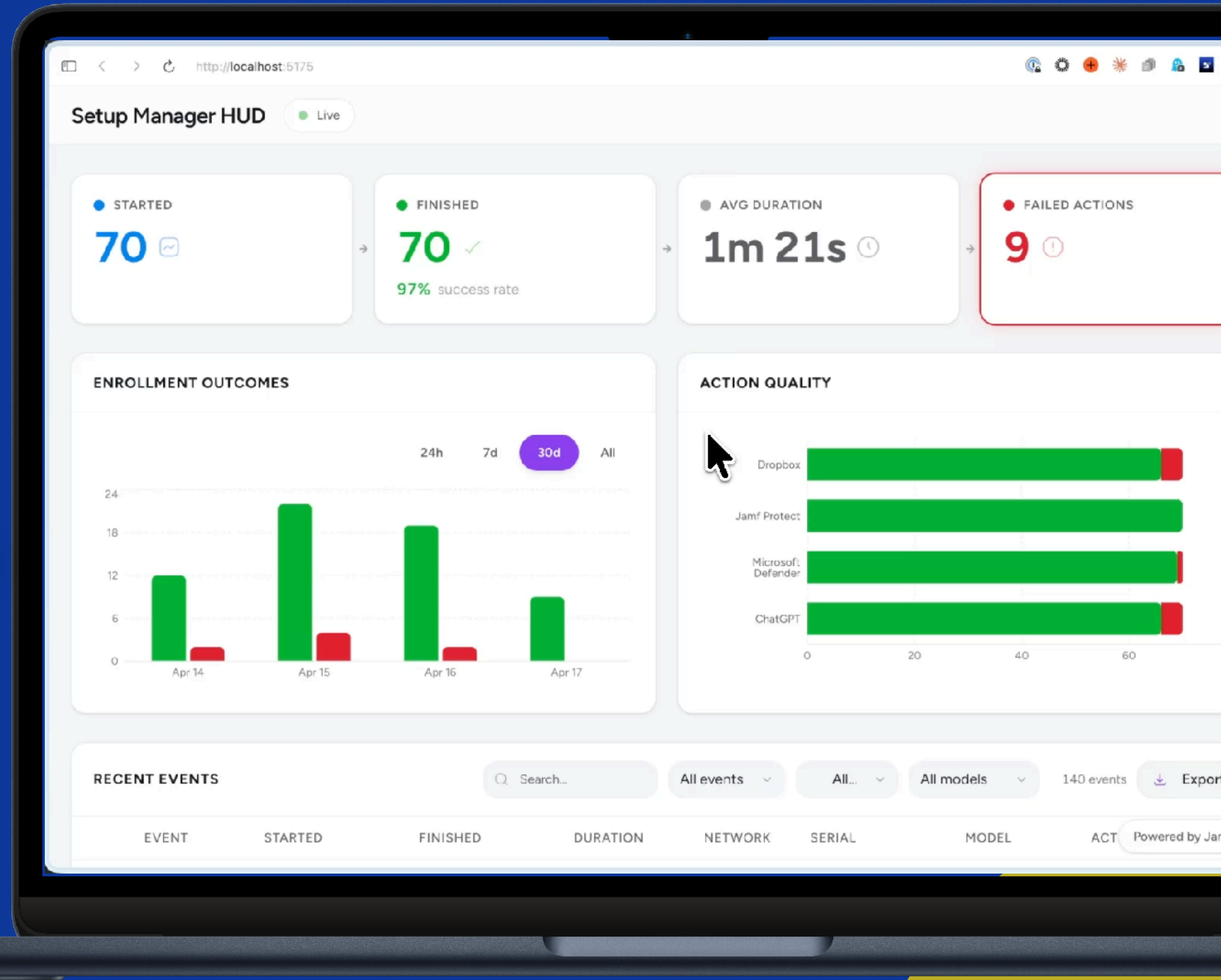
## DEPLOYMENT DASHBOARD

# One-Click Deploy Cloudflare



Deploy to Cloudflare

Coming Soon!



ENROLLMENT AND FIRST LOGIN

## Setup Manager



## Setup Checklist beta

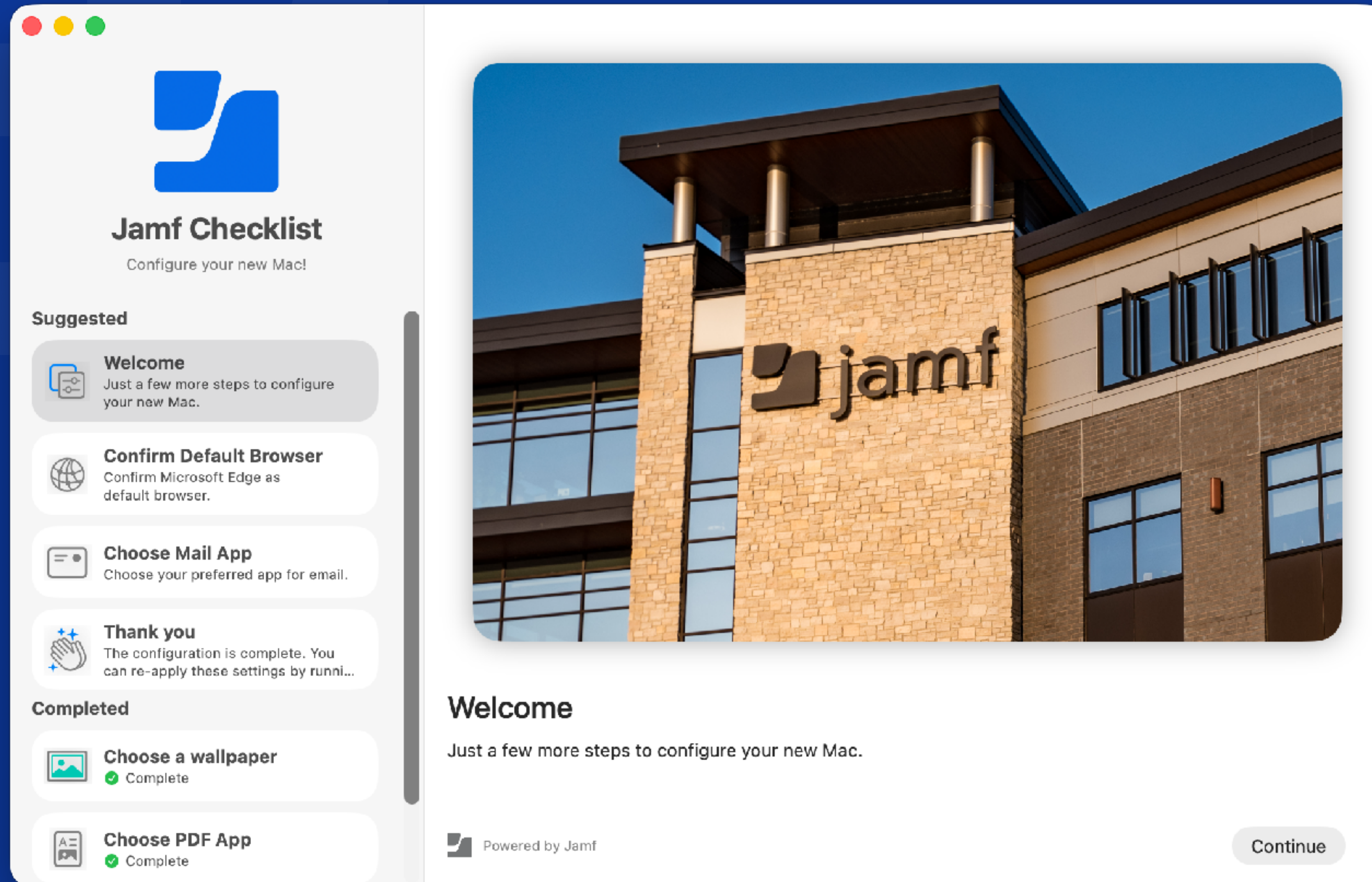


FIRST LOGIN

# Setup Checklist beta



# FIRST LOGIN



The image shows a 'Jamf Checklist' window on a Mac. The window is titled 'Jamf Checklist' with the subtitle 'Configure your new Mac!'. It is divided into two main sections: 'Suggested' and 'Completed'. The 'Suggested' section contains four items: 'Welcome' (Just a few more steps to configure your new Mac.), 'Confirm Default Browser' (Confirm Microsoft Edge as default browser.), 'Choose Mail App' (Choose your preferred app for email.), and 'Thank you' (The configuration is complete. You can re-apply these settings by runni...). The 'Completed' section contains two items: 'Choose a wallpaper' (Complete) and 'Choose PDF App' (Complete). To the right of the checklist is a large image of a modern building with the 'jamf' logo on its facade. Below the image, the text reads 'Welcome' and 'Just a few more steps to configure your new Mac.'. At the bottom left, it says 'Powered by Jamf' and at the bottom right, there is a 'Continue' button.

## Jamf Checklist

Configure your new Mac!

### Suggested

- Welcome**  
Just a few more steps to configure your new Mac.
- Confirm Default Browser**  
Confirm Microsoft Edge as default browser.
- Choose Mail App**  
Choose your preferred app for email.
- Thank you**  
The configuration is complete. You can re-apply these settings by runni...

### Completed

- Choose a wallpaper**  
Complete
- Choose PDF App**  
Complete

## Welcome


Just a few more steps to configure your new Mac.

Powered by Jamf

Continue


## FIRST LOGIN

**Screen Recording**



**"zoom.us" would like to record this computer's screen and audio.**

Grant access to this application in Privacy & Security settings, located in System Settings.

 [Open System Settings](#) [Deny](#)



**Do you want to change your default web browser to "Chrome" or keep using "Safari"?**

Your default web browser opens when you click links in places like email messages, documents, and other apps.

Use "Chrome"

Keep "Safari"

FIRST LOGIN

# Setup Checklist beta

## What does it do?

Some configurations have to be done by the user

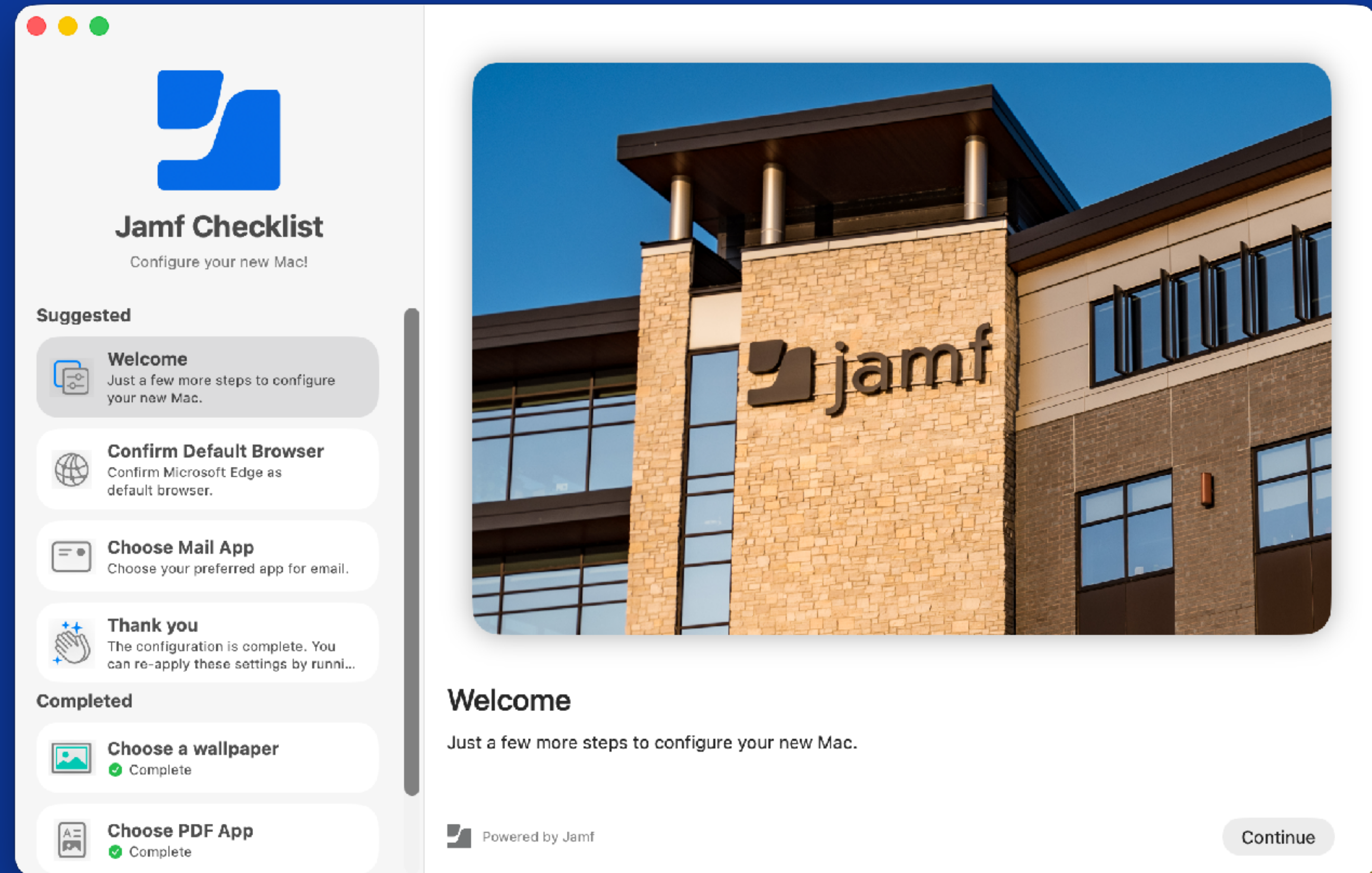
Setup Checklist guides user

Customizable branding

Custom welcome screen

User can re-open to re-run/re-set

Configured with profile






Please be **patient**. Configuring MacBook Pro.




Microsoft Outlook



utiluti



Keynote



Jamf Trust



Jamf Protect

Finished!

[About this Mac...](#)

[Continue](#)

FIRST LOGIN

# Beta Call to action!

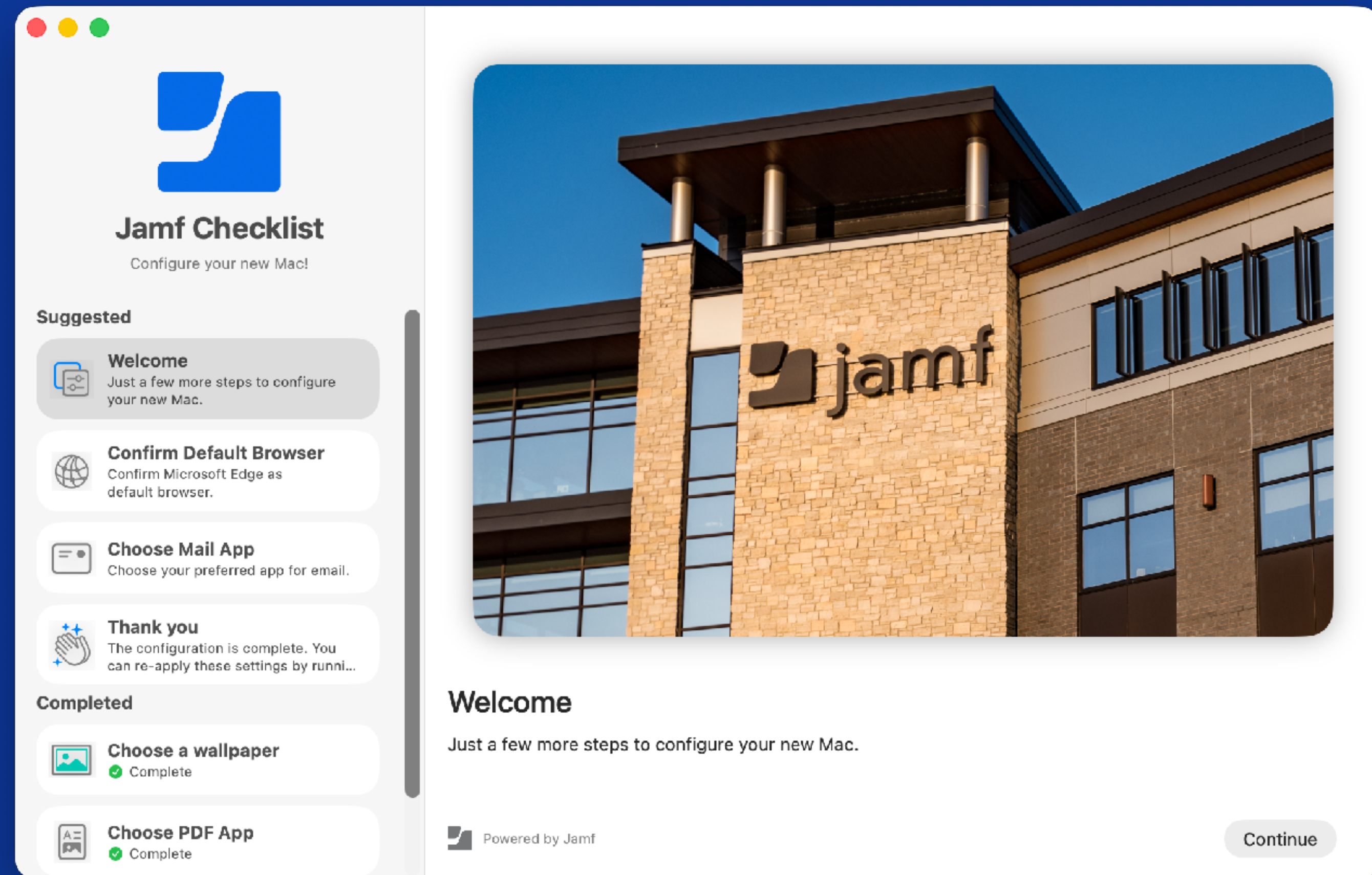
We test, but things may still be buggy

Profile schema **will** change

Long list of to-dos

Help us prioritize

**Provide feedback!**



ENROLLMENT AND FIRST LOGIN

## Setup Manager



[jamf.it/setup-manager](https://jamf.it/setup-manager)

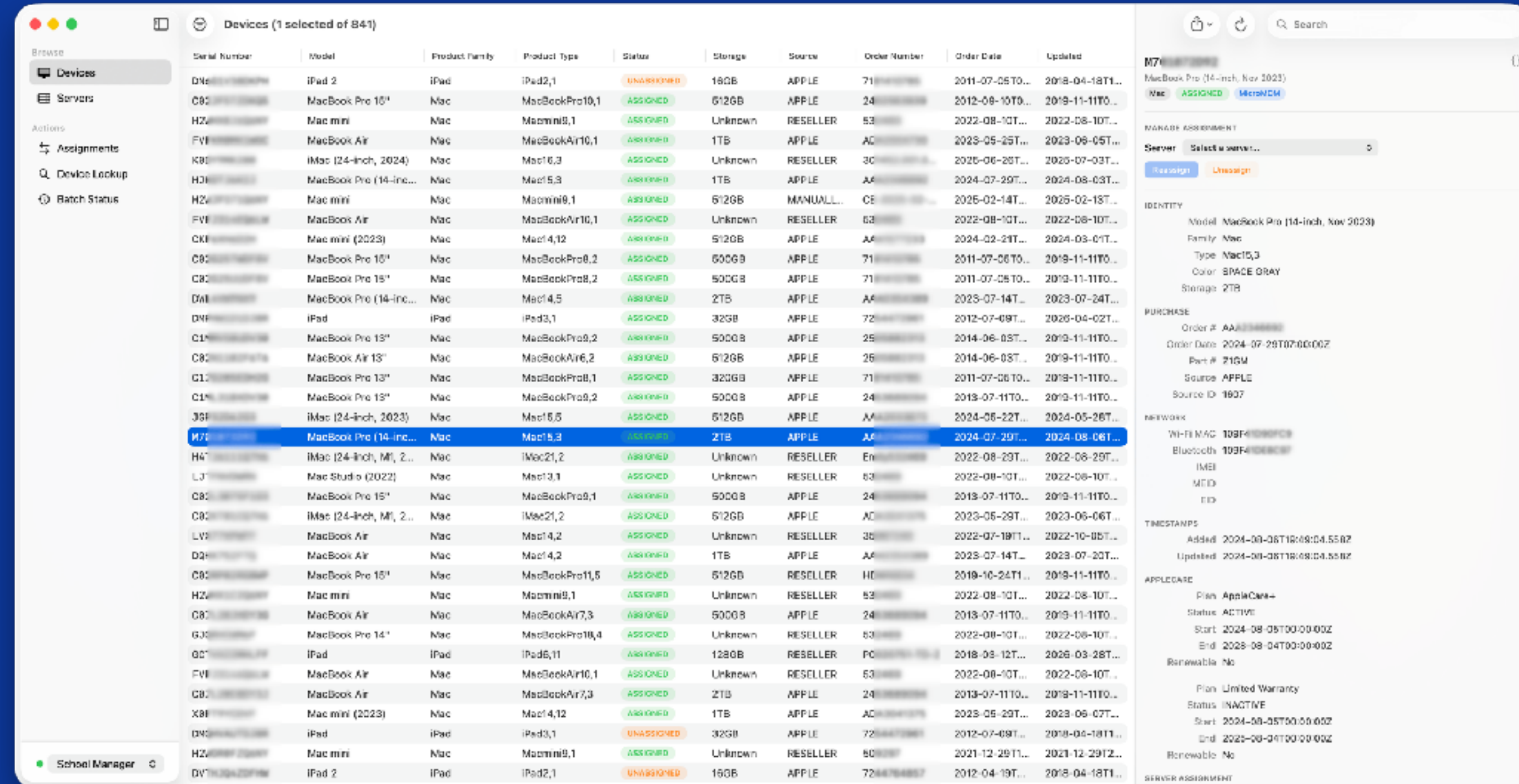
## Setup Checklist beta



[jamf.it/setup-checklist](https://jamf.it/setup-checklist)

# ASBMUtil

App and CLI tool  
credentials secure in Keychain  
multiple instances  
bulk operations



SIMPLIFIED PLATFORM SSO AT ENROLLMENT

# Enrollment with PSSO

Installs profile and app at enrollment

Authenticate for enrollment

Create user from identity

macOS 26 + IdP support



SIMPLIFIED PLATFORM SSO AT ENROLLMENT

# PSSO Utility

Installs profile and app at enrollment

Authenticate for enrollment

Create user from identity

macOS 26 + IdP support



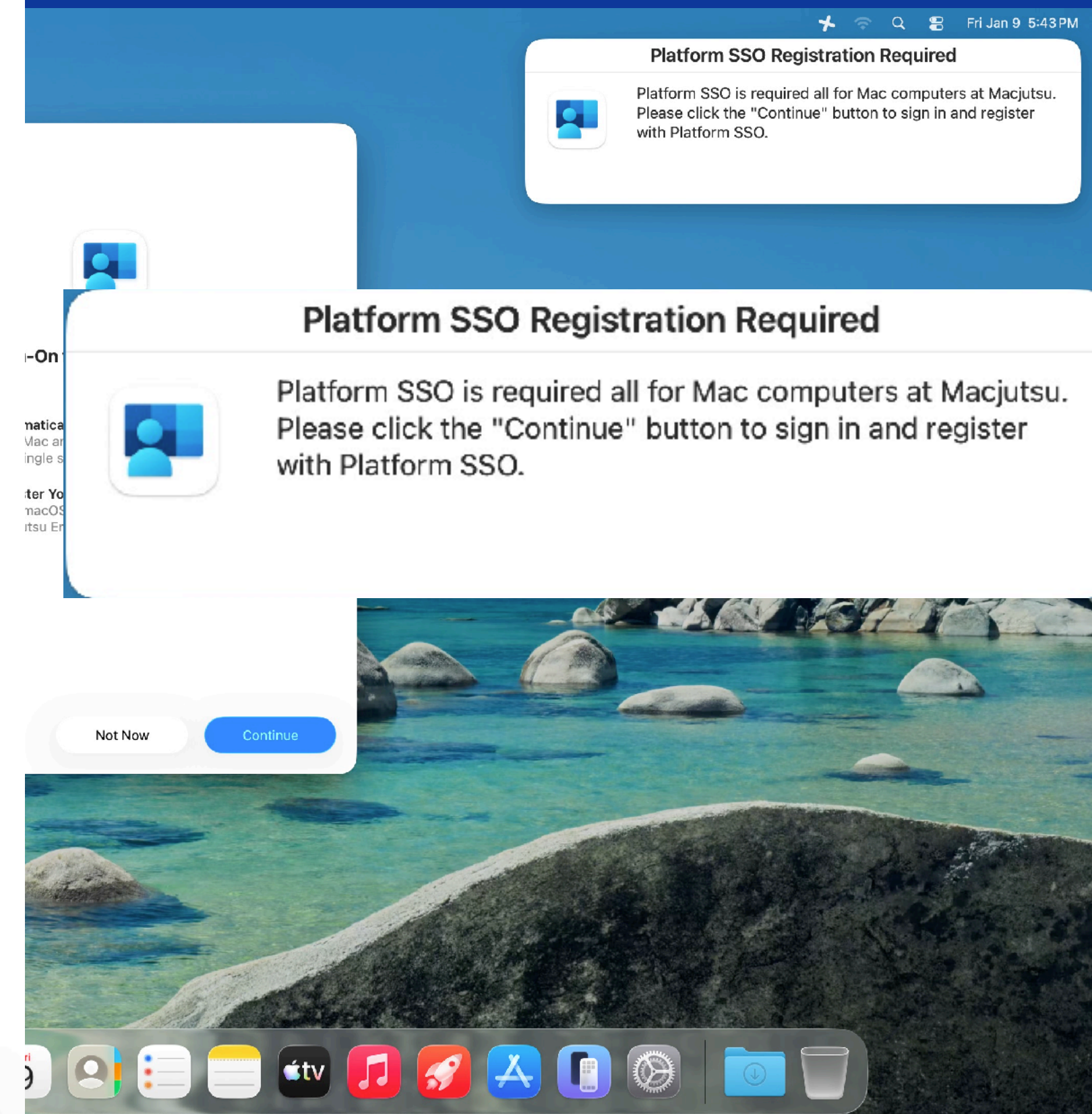
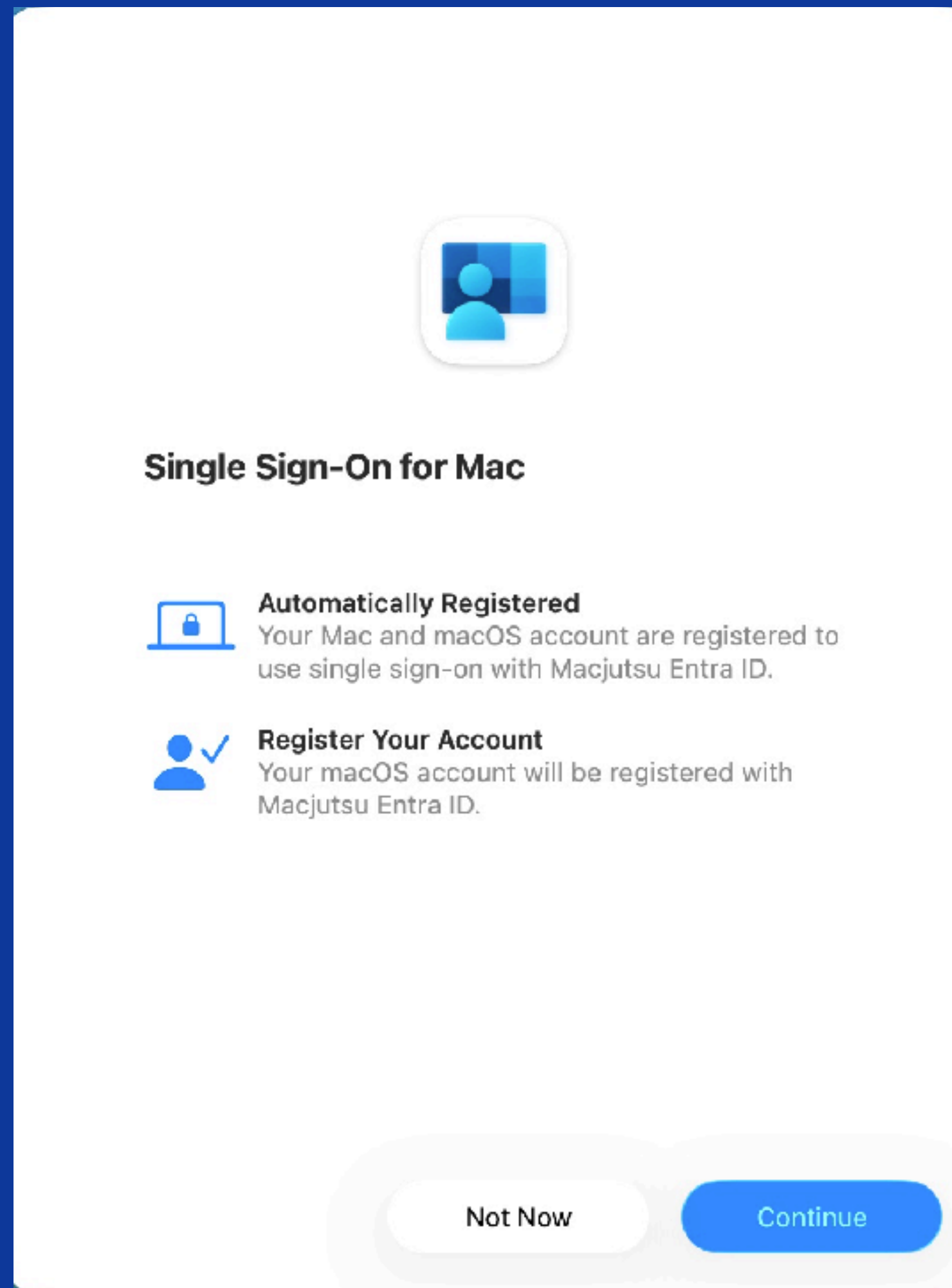
NON SIMPLE PSSO ENROLLMENT

# P.S.E.U.D.O.

Improves Platform SSO registration experience

Enforce Touch ID setup

Automatically opens Platform SSO app



Wed Mar 18

10:10



kevin

Enter Password

Your password is required to log in

SOFTWARE UPDATE WITH DDM

# DDM OS Reminder

Monitors local DDM/Software Update Status  
Customizable Prompt to user

## macOS Update Required



Current: macOS 26.3

Required: macOS 26.4

Deadline: **Fri, 20-Feb-2026, 6:00 p.m.**

Day(s) Remaining: **-8**

Last Restart: 26 minutes

Free Disk Space: 275.4 GB  
(27.69% available)

### A required macOS update is now available

Greetings, Dan!

Please update to macOS **26.4** to ensure your Mac remains secure and compliant with Church policies.

Your Mac will begin downloading the update shortly.

To perform the update now, click **Open Software Update**, review the on-screen instructions, then click **Restart Now**.

If you are unable to perform this update now, click **Remind Me Later** (which is disabled when the deadline is imminent).

**However, your Mac will automatically restart and update Today, 5:16 p.m. if you have not updated before the deadline.**

For assistance, please contact **Global Service Department** by clicking the (?) button in the bottom, right-hand corner.

KB0054571

Remind Me Later

Open Software Update



SOFTWARE UPDATE WITH DDM

# Mac Health Check

Presents service and compliance status

Silent Mode

30+ preconfigured checks

Customizable

The screenshot displays the Mac Health Check (3.0.0) application window. On the left, a shield icon with a padlock and a heart rate monitor icon is shown. Below it, system information is listed: User: Dan K. Snelson, Computer Model: MacBook Pro (16-inch, Nov 2024), Serial Number: XDT8675309, System Memory: 48 GB, and System Storage: 1 TB. The main area on the right contains a list of seven checks:

Check ID	Check Name	Description	Status
01	macOS Version	Meets organizational standards	macOS 26.3 (25D125) ✓
02	Available Updates	Thanks for keeping your Mac up-to-date	Up-to-date ✓
03	System Integrity Protection	Meets organizational standards	Enabled ✓
04	Signed System Volume	Signed System Volume (SSV) ensures macOS is booted from a signed, cryptographically protected volume.	Checking ... ⚙️
05	Firewall	The built-in macOS firewall helps protect your Mac from unauthorized access.	Pending ... ⋮
06	FileVault Encryption	FileVault is built-in to macOS and provides full-disk encryption to help prevent unauthorized access to your Mac.	Pending ... ⋮
07	Gatekeeper / XProtect	Prevents the execution of Apple-identified malware and adware.	Pending ... ⋮

At the bottom, a progress bar shows the status: Determining Signed System Volume status ... A 'Website' button is on the left, and 'Wait' and '?' buttons are on the right.

SCRIPTED USER INTERACTION

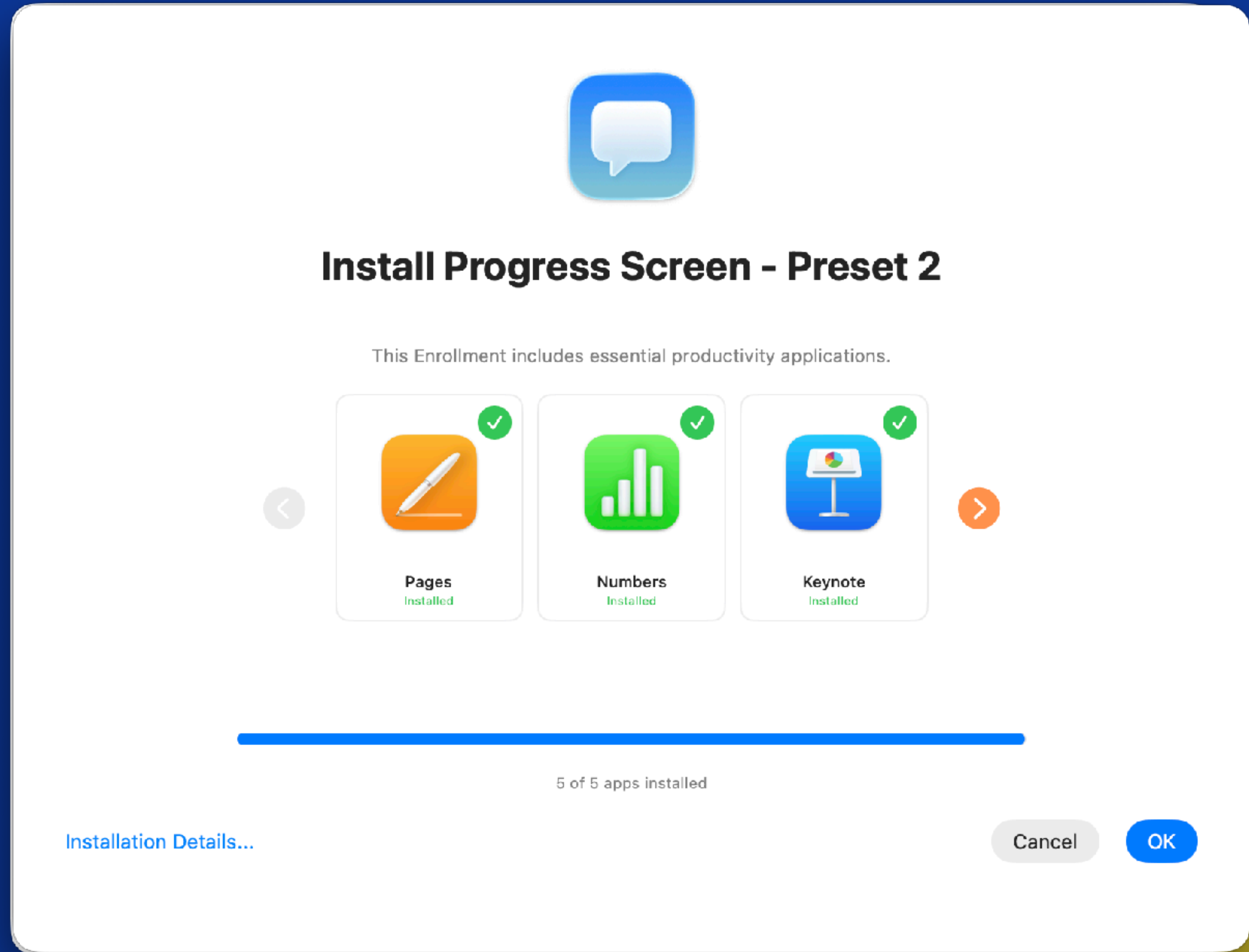
# Swift Dialog 3

Updated Documentation

macOS 26 visual style

Inspect mode

macOS 15 required



SETUP YOUR MAC LITE

# SYM-Lite

Streamlined

Installomator

Home/WorkBrew


Jamf Pro policies

SwiftDialog 3



## Installing 5 Applications

Please wait while items are being processed.



2 of 5 completed

Application	Status
Bruno	Copying /Volumes/Bruno 3.2.0-arm64/Bruno.app...
Visual Studio Code	Downloading...
Xcode	Waiting
Homebrew	Waiting

[Install details...](#)

SETUP YOUR MAC LITE

# Baseline 3.0

macOS 15 required


retry behavior






custom curl options

profile schema improvements

## Baseline, by Second Son Consulting

Please stand by while we configure your settings and applications.



-  **Firefox**  
No shady privacy policies or back doors for advertisers. Just a lightning fast browser that doesn't sell you out. ✓
-  **Microsoft Office**  
Microsoft 365 empowers your employees to do their best work from anywhere in the world, together in one place. ✓
-  **Slack**  
Slack is a new way to communicate with your team. It's faster, better organized, and more secure than email. ✓
-  **Renew**  
Regular restarts of your computer can help keep it secure and healthy. ⌘
-  **IT Utilities**  
Some things which help us keep your device running optimally.

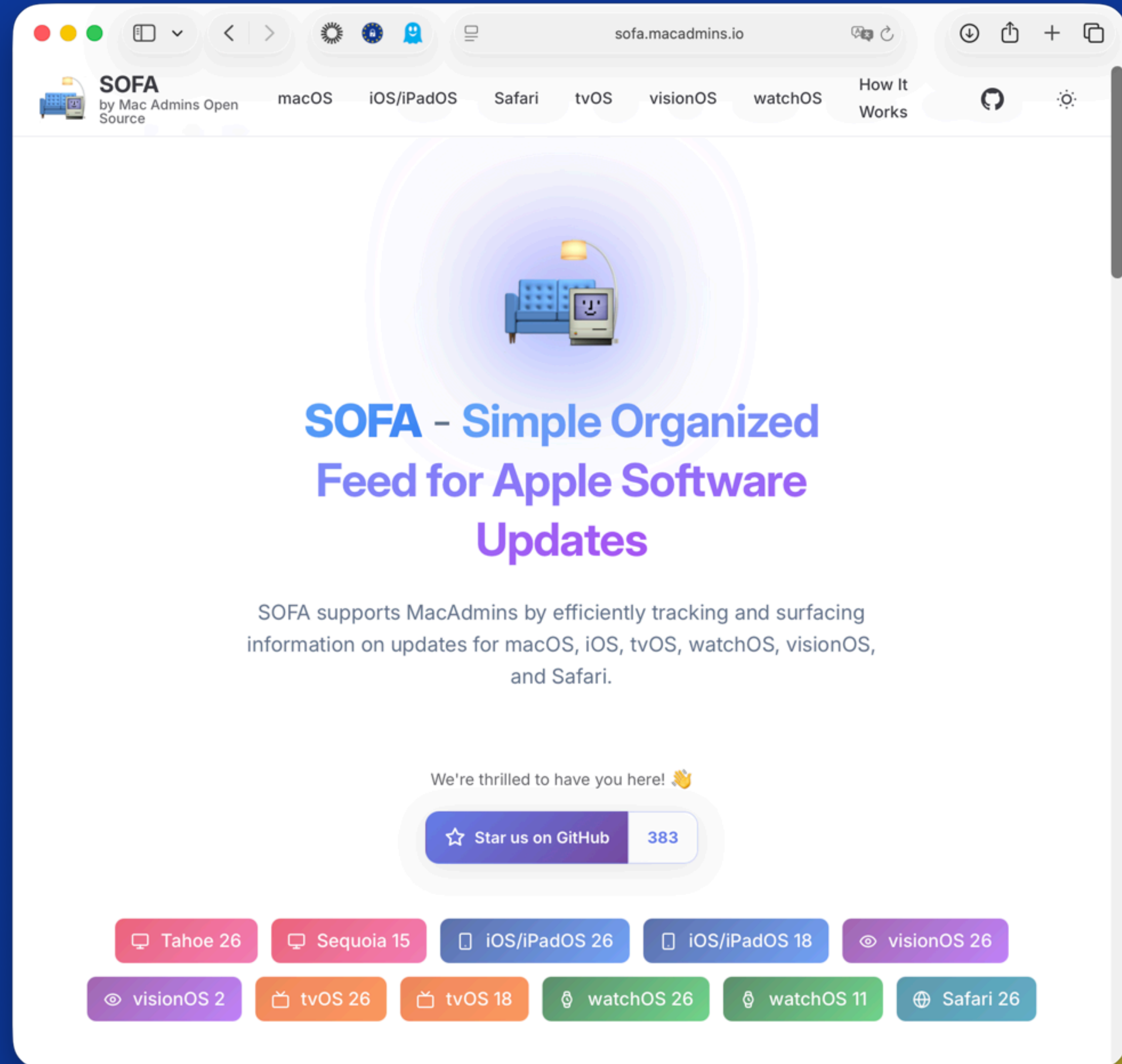
Renew

OK

## SOFTWARE UPDATE FEED

# SOFA

- Website
- JSON for automations
- all Apple platforms
- can self host




The screenshot shows the SOFA website in a browser window. The browser's address bar displays 'sofa.macadmins.io'. The website header includes the SOFA logo and navigation links for macOS, iOS/iPadOS, Safari, tvOS, visionOS, watchOS, and How It Works. The main content area features a central illustration of a blue sofa with a computer monitor on it, set against a circular light effect. Below this, the title 'SOFA - Simple Organized Feed for Apple Software Updates' is displayed in large, bold, blue and purple text. A paragraph of text explains that SOFA supports MacAdmins by tracking and surfacing update information for various Apple platforms. A 'Star us on GitHub' button with a star icon and the number '383' is prominently displayed. At the bottom, a row of colorful buttons provides quick access to update feeds for Tahoe 26, Sequoia 15, iOS/iPadOS 26, iOS/iPadOS 18, visionOS 26, visionOS 2, tvOS 26, tvOS 18, watchOS 26, watchOS 11, and Safari 26.

sofa.macadmins.io

SOFA  
by Mac Admins Open Source

macOS iOS/iPadOS Safari tvOS visionOS watchOS How It Works



## SOFA - Simple Organized Feed for Apple Software Updates

SOFA supports MacAdmins by efficiently tracking and surfacing information on updates for macOS, iOS, tvOS, watchOS, visionOS, and Safari.

We're thrilled to have you here! 🙌

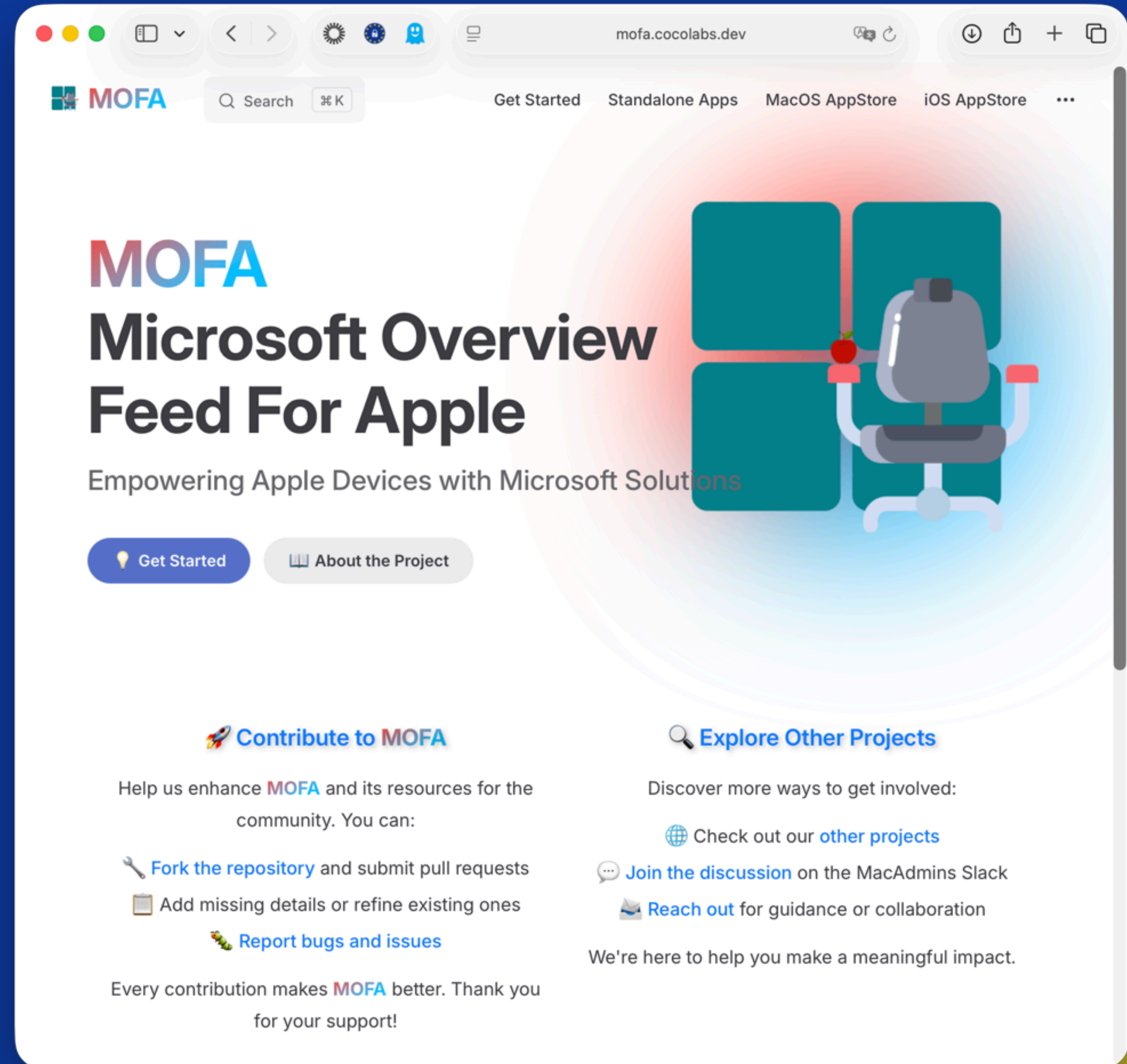
☆ Star us on GitHub 383

Tahoe 26 Sequoia 15 iOS/iPadOS 26 iOS/iPadOS 18 visionOS 26  
visionOS 2 tvOS 26 tvOS 18 watchOS 26 watchOS 11 Safari 26

## SOFTWARE UPDATE FEED

# MOFA

- Current Microsoft app versions and download links
- guides and tools
- removal and repair scripts



The screenshot shows the MOFA website homepage. The browser address bar displays 'mofa.cocolabs.dev'. The navigation menu includes 'Get Started', 'Standalone Apps', 'MacOS AppStore', and 'iOS AppStore'. The main heading is 'MOFA Microsoft Overview Feed For Apple', with the tagline 'Empowering Apple Devices with Microsoft Solutions'. There are two primary buttons: 'Get Started' and 'About the Project'. Below this, there are two columns of information. The left column is titled 'Contribute to MOFA' and lists ways to help: 'Fork the repository and submit pull requests', 'Add missing details or refine existing ones', and 'Report bugs and issues'. The right column is titled 'Explore Other Projects' and lists ways to get involved: 'Check out our other projects', 'Join the discussion on the MacAdmins Slack', and 'Reach out for guidance or collaboration'. A closing statement reads: 'We're here to help you make a meaningful impact.' and 'Every contribution makes MOFA better. Thank you for your support!'.

## QUICKLOOK PREVIEWS FOR CONFIG FILES

# Pique

- JSON
- YAML
- TOML
- XML (Property Lists)
- Configuration Profiles (mobileconfig)
- shell scripts
- python

The screenshot shows a macOS QuickLook preview window for a mobileconfig file. The title bar reads "com.scriptingosx.utiluti.mobileconfig" and includes a button to "Open with Profile Installer".

**DEVICE PROFILE**  
**Utiluti**  
com.scriptingosx.utiluti

url · type ·

---

**PAYLOAD 1**  
**Utiluti URL Schemes**  
com.scriptingosx.utiluti.url

feed	com.ranchero.NetNewsWire-Evergreen
mailto	com.microsoft.Outlook

---

**PAYLOAD 2**  
**Utiluti UTIs**  
com.scriptingosx.utiluti.type

com.apple.property-list	com.fatcatsoftware.pledpro
extension:xslt	com.barebones.BBEdit
public.plain-text	com.barebones.BBEdit
public.shell-script	com.barebones.BBEdit

---

**XML SOURCE**

```
<?xml version="1.0" encoding="UTF-8"?>
<!DOCTYPE plist PUBLIC "-//Apple//DTD PLIST 1.0//EN" "http://www.apple.com/DTDs/PropertyList-1.0.dtd">
<plist version="1.0">
```

## BEST USE OF THE VIRTUALIZATION.FRAMEWORK

# Tart

- Multi-Purpose Virtual Machines for many attacks by isolating AI agents in ephemeral VMs
- OCI-compatible container registry.
- Agent Safety: Perfect for AI agents running with flags like `--dangerously-skip-permissions`, `--no-creation`, `--no-approval-and-sandbox`, or similar "YOLO" modes
- Custom macOS images with packer
- Run commands in isolated Tart VMs that are `easy to integrate with any CI system.`
- Automatically destroyed after every run
- Automatic mounting of current directory



MANIPULATE MOBILECONFIG FILES

# Contour

validate, sign, generate, normalize profiles  
create PPC, Santa, MSCP,  
Notifications, Background Task profiles



CREATE AND EDIT PROFILES

# iMazing Profile Editor 2.2

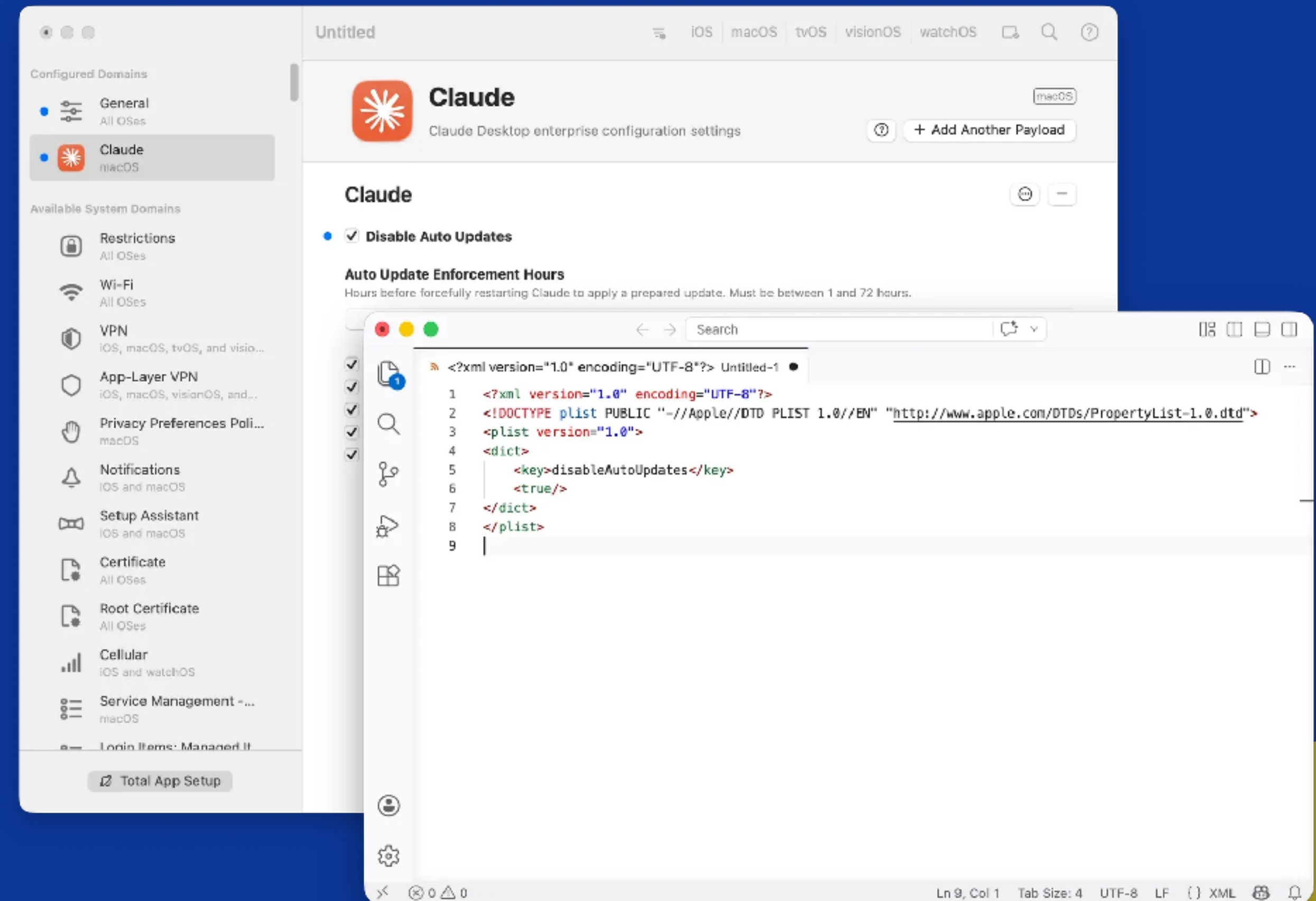
Payload Copy-Paste and Drag and Drop

JSON Support for import and export

Smarter signing identity handling

## New in 2.0

- Total App Setup: scan apps for settings
- Import from plist and other mobileconfig
- Export to script



BUILD PACKAGES QUICKLY

# quickpkg 2

From Python to Swift

Installer pkg

Builds distribution pkgs from apps, zip, dmg, and xip

## Suspicious Package



## Apparency



Mothers Ruin Software

SET DEFAULT APPS

**utiluti**

Set default apps for url schemes and file types (UTI)

Inspect file types and uniform type identifiers







List apps for url schemes and file types

Read list of default apps from file or profile

JUST FOR FUN

# emoji-list

List directory content with emojis  
Useful for documentation

-  BoringWallpaper-1.0.pkg
-  buildBoringWallpaperPkg.sh
-  payload
  -  Library
    -  Desktop Pictures
      -  BoringBlueDesktop.png

**Thank you!**

[scriptingosx.com/favorite-things](https://scriptingosx.com/favorite-things)

**Enjoy Mac Admins Europe!**

**Bye**